

Scaled data based on original data using  
LM-79-08 Approved Method: Electrical and Photometric Measurements of Solid-  
State Lighting Products

Test Report Prepared for  
Cooper Lighting Solutions  
(formerly Eaton)

Brand: INVUE

Report Number: P173575

Luminaire Tested: **ENT-FXX-LED-E1-BL2-7030-CWB**

Issue Date: 03/03/2020

**Test Information**

Test Method: LM-79-08  
Report Number: P173575  
REPORT IS SCALED FROM IESNA LM-79-08 TEST DATA (P33644)  
Test Lab: INNOVATION CENTER-P3  
Issue Date: 03/03/2020  
Manufacturer: COOPER LIGHTING SOLUTIONS (FORMERLY EATON)  
Product Line: INVUE  
Catalog Number: ENT-FXX-LED-E1-BL2-7030-CWB  
Description: ENTRI LED LUMINAIRE, EMERGENCY MODE  
LIGHTBARS WITH AccuLED OPTICS - TYPE 2  
Light Source: (14) 3000K CCT, 70 CRI LEDs  
Ballast/Driver: -

**Summary**

Lumens per Lamp: N/A  
Luminaire Lumens: 1336.8 lumens  
Efficiency: N/A  
Efficacy: 243.1 lumens/watt  
Luminous Opening: Rectangular (W 1' x L: 0.33' x H: 0')  
IES Classification: Type II - Short - Semi-Cutoff  
BUG Rating: B1 - U0 - G1

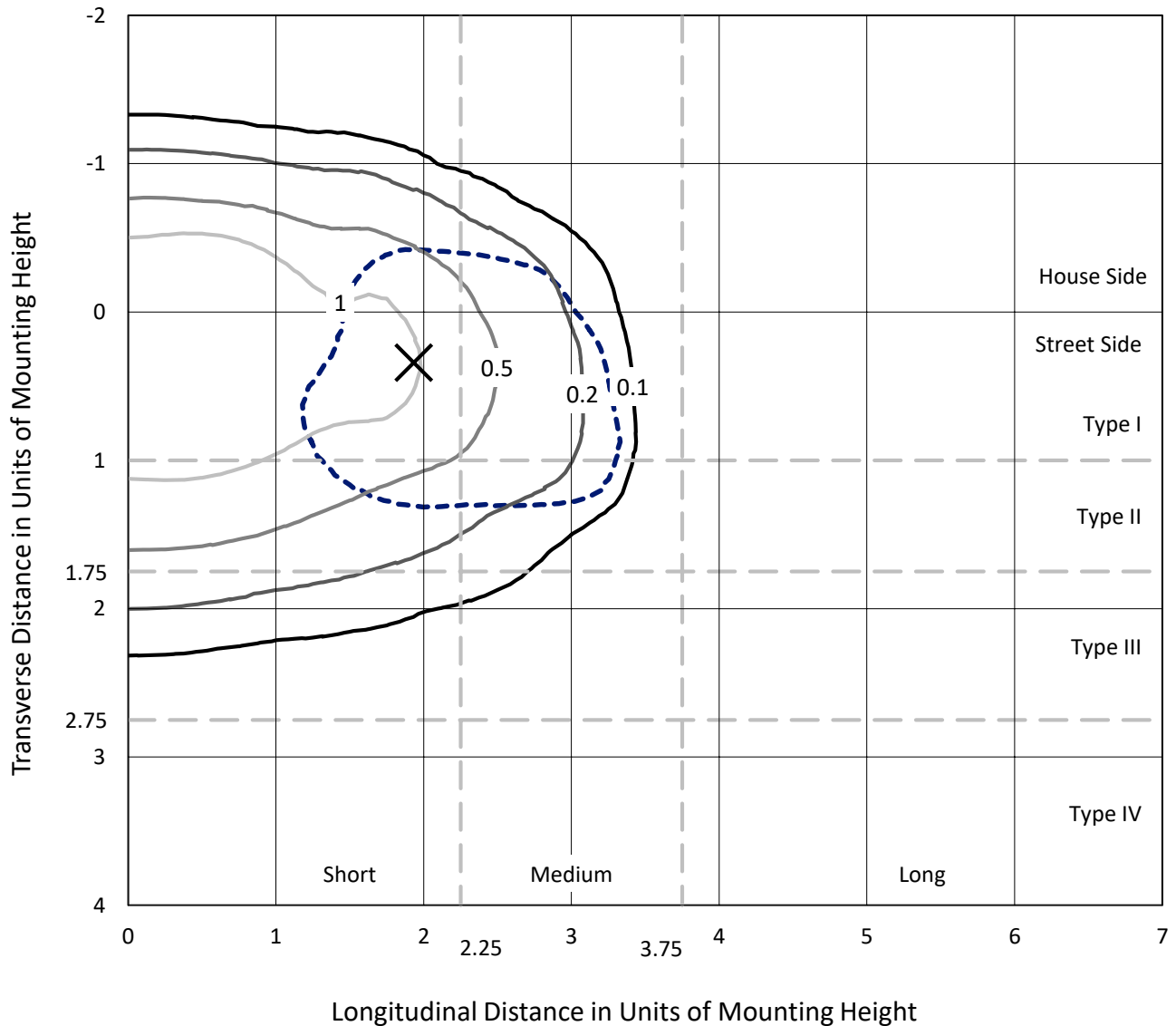
Input Watts (W): 5.5  
Input Voltage (V): NR  
Input Current (Ain): NR  
Voltage Rise (V): NR  
Power Factor: NR  
Total Harmonic Distortion (THDi): NR  
Frequency (hertz): 60  
Stabilization Time: NR  
Operation Time: NR  
Ambient Temperature (°C): NR  
Test Distance: 25 FT



REPORT NUMBER: P173575  
 CATALOG NUMBER: ENT-FXX-LED-E1-BL2-7030-CWB

### Iso-Footcandle Lines of Horizontal Illumination

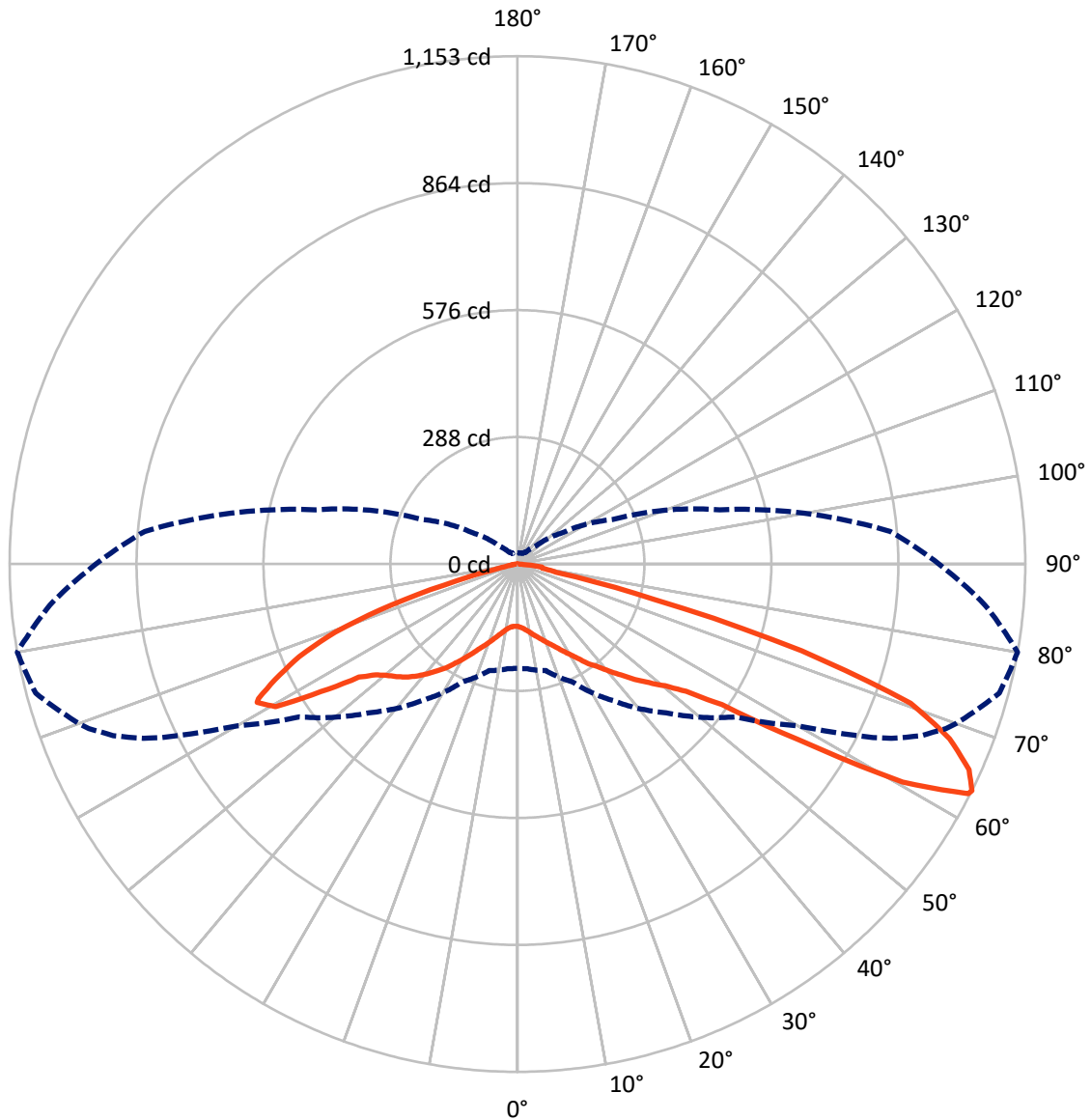
× Max cd  
 - - - 1/2 Max cd



Based on 10 foot mounting height. Maximum calculated value = 1.7 fc  
 Type II - Short - Semi-Cutoff

REPORT NUMBER: P173575  
CATALOG NUMBER: ENT-FXX-LED-E1-BL2-7030-CWB

### Luminous Intensity Polar Plot



— Vertical Plane Through 80-Deg Lateral    - - - Horizontal Cone Through 63-Deg Vertical

REPORT NUMBER: P173575

CATALOG NUMBER: ENT-FXX-LED-E1-BL2-7030-CWB

**FLUX DISTRIBUTION:**

		Downward	Upward	Total
<b>House Side</b>	Lumens	416.3	0.0	416.3
	% Fixture	31.1	0.0	31.1
<b>Street Side</b>	Lumens	920.5	0.0	920.5
	% Fixture	68.9	0.0	68.9
<b>Total</b>	Lumens	1336.8	0.0	1336.8
	% Fixture	100.0	0.0	100.0

**Coefficient of Utilization**

**ZONAL LUMENS:**

Zone	Lumens	% Fixture
0°-10°	14.2	1.1
10°-20°	48.7	3.6
20°-30°	91.5	6.8
30°-40°	145.2	10.9
40°-50°	219.1	16.4
50°-60°	308.0	23.0
60°-70°	359.3	26.9
70°-80°	138.9	10.4
80°-90°	12.1	0.9
90°-100°	0.0	0.0
100°-110°	0.0	0.0
110°-120°	0.0	0.0
120°-130°	0.0	0.0
130°-140°	0.0	0.0
140°-150°	0.0	0.0
150°-160°	0.0	0.0
160°-170°	0.0	0.0
170°-180°	0.0	0.0
0°-90°	1336.8	100.0
0°-180°	1336.8	100.0



REPORT NUMBER: P173575

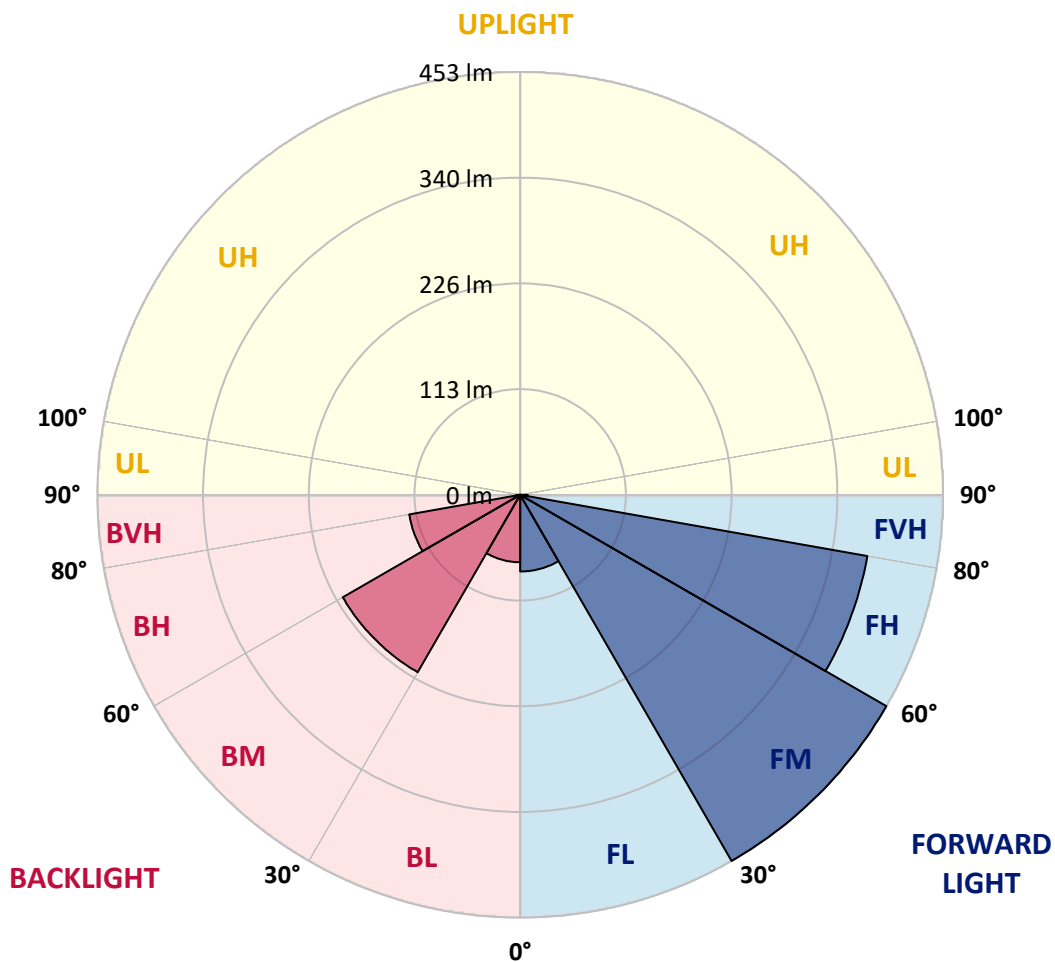
CATALOG NUMBER: ENT-FXX-LED-E1-BL2-7030-CWB

**LUMINAIRE CLASSIFICATION SYSTEM LUMEN TABLE AND BUG RATING:**

Zone		Lumens	% Fixture	Zone Rating/Lumen Limit		
				B	U	G
FL	(0°-30°)	82.1	6.1			
FM	(30°-60°)	452.8	33.9			
FH	(60°-80°)	377.5	28.2			G0/660
FVH	(80°-90°)	8.1	0.6			G0/10
BL	(0°-30°)	72.2	5.4	B0/110		
BM	(30°-60°)	219.4	16.4	B0/220		
BH	(60°-80°)	120.7	9.0	B1/500		G1/500
BVH	(80°-90°)	4.0	0.3			G0/10
UL	(90°-100°)	0.0	0.0		U0/0	
UH	(100°-180°)	0.0	0.0		U0/0	

**BUG Rating: B1-U0-G1**

Type II Short





REPORT NUMBER: P173575

CATALOG NUMBER: ENT-FXX-LED-E1-BL2-7030-CWB

**CANDELA DISTRIBUTION (FULL):**

	0°	5°	15°	25°	35°	45°	55°	60°	61°	62°	64°
0°	141.6	141.6	141.6	141.6	141.6	141.6	141.6	141.6	141.6	141.6	141.6
2.5°	148.7	148.2	148.4	148.2	148.2	147.7	146.2	146.2	146.0	146.2	145.7
5°	156.7	156.5	156.2	155.7	155.7	154.8	152.3	151.8	152.1	151.6	150.6
7.5°	165.8	165.5	165.0	164.1	163.6	162.1	158.7	158.2	157.9	157.4	156.7
10°	174.8	174.5	173.8	172.6	171.4	169.2	165.8	164.5	164.3	164.1	163.3
12.5°	184.1	183.3	183.6	181.4	179.4	176.7	172.8	171.6	171.4	171.1	170.9
15°	194.3	194.1	193.6	190.7	187.0	183.3	179.4	178.0	177.0	177.2	177.0
17.5°	204.1	203.8	202.1	198.0	193.1	188.9	184.1	183.1	183.1	182.8	182.8
20°	211.2	210.9	209.2	204.1	197.7	193.1	189.2	189.2	188.9	189.2	189.4
22.5°	214.3	214.3	212.1	206.5	199.7	196.3	195.0	195.8	196.0	196.3	196.8
25°	215.6	215.6	213.4	206.8	200.4	200.9	202.4	203.6	204.1	204.1	205.8
27.5°	217.8	218.0	215.1	208.0	202.9	207.5	211.2	212.9	213.6	214.1	216.3
30°	224.3	224.1	221.6	214.1	210.2	216.8	223.4	225.1	226.8	226.8	229.2
32.5°	234.1	233.9	232.4	226.5	224.8	233.1	239.0	242.7	242.4	242.9	244.6
35°	247.0	247.3	248.3	246.8	248.3	256.5	263.2	264.6	264.9	265.1	265.4
37.5°	261.7	261.9	267.3	271.9	278.5	290.7	294.7	295.4	293.7	293.7	293.2
40°	272.7	273.9	285.8	298.1	312.0	328.6	334.4	333.0	331.8	330.8	327.8
42.5°	295.1	295.9	308.5	326.1	345.7	368.6	378.9	374.0	373.8	369.3	367.1
45°	317.6	319.6	333.2	353.0	376.4	408.2	423.3	419.1	418.4	416.5	410.4
47.5°	335.4	338.1	353.2	376.7	403.5	440.2	467.2	470.2	468.5	466.3	461.4
50°	350.5	352.7	368.1	393.8	424.5	464.5	503.4	513.9	515.3	514.4	513.1
52.5°	360.3	362.5	377.6	405.0	436.7	482.6	530.2	551.0	555.3	555.1	560.2
55°	360.5	363.0	378.6	408.7	443.6	495.1	555.1	587.8	593.2	599.8	610.8
57.5°	347.1	349.6	369.1	403.8	445.5	504.8	579.3	636.9	651.5	664.5	694.8
60°	309.8	310.7	332.2	378.6	436.2	502.6	597.6	679.1	699.9	727.9	776.8
62.5°	252.4	254.4	267.6	312.7	393.0	483.3	604.9	726.2	760.4	801.4	879.5
63°	236.5	238.3	250.5	295.1	378.4	477.3	604.7	733.8	771.4	813.6	897.9
65°	182.6	183.1	192.1	225.8	310.5	432.8	591.5	723.1	770.7	820.0	908.3
67.5°	147.2	148.9	157.9	181.6	245.3	363.5	532.4	626.4	658.9	707.5	812.6
70°	115.2	118.1	126.7	153.6	209.2	292.7	448.0	522.9	542.9	566.1	655.5
72.5°	76.1	76.9	78.4	93.2	146.0	227.8	372.7	423.8	431.6	448.2	491.9
75°	35.9	38.6	40.8	48.3	70.5	149.2	270.2	301.0	310.3	327.6	343.5
77.5°	15.6	15.4	16.3	22.2	37.1	66.4	168.2	222.4	225.6	221.6	214.8
80°	4.9	5.1	5.4	5.9	11.7	31.7	72.7	149.4	165.0	175.5	172.6
82.5°	0.5	0.3	0.7	1.5	2.4	4.6	27.3	70.1	88.1	108.1	133.8
85°	0.0	0.0	0.3	0.3	0.5	1.0	1.7	7.3	12.2	14.1	28.1
87.5°	0.0	0.0	0.3	0.3	0.5	0.7	0.7	1.0	1.0	1.0	1.0
90°	0.0	0.0	0.0	0.0	0.0	0.0	0.0	0.0	0.0	0.0	0.0



REPORT NUMBER: P173575

CATALOG NUMBER: ENT-FXX-LED-E1-BL2-7030-CWB

**CANDELA DISTRIBUTION (continued):**

	65°	66°	67°	68°	69°	70°	75°	80°	85°	90°	95°
0°	141.6	141.6	141.6	141.6	141.6	141.6	141.6	141.6	141.6	141.6	141.6
2.5°	145.5	145.5	145.0	145.2	145.0	145.0	144.5	144.0	143.8	142.6	141.8
5°	150.6	150.6	150.4	149.9	149.9	149.6	148.4	147.2	146.5	145.0	143.5
7.5°	156.5	156.2	155.7	155.2	155.2	155.0	153.3	152.1	150.6	148.4	146.7
10°	163.3	163.1	162.6	161.8	161.8	161.6	159.9	157.9	156.7	154.0	151.8
12.5°	170.6	169.9	169.7	169.2	168.7	168.7	167.2	165.3	164.3	161.4	159.2
15°	176.7	176.3	176.0	175.8	175.5	175.0	173.8	172.1	171.4	168.9	167.2
17.5°	182.6	182.6	182.8	182.3	182.1	181.6	180.9	180.4	179.7	177.5	176.5
20°	189.4	189.4	189.9	189.7	189.4	190.2	189.9	189.7	189.7	187.7	187.0
22.5°	197.5	197.2	198.0	197.7	198.0	198.7	199.7	199.2	200.2	199.0	198.5
25°	206.8	206.5	207.2	207.7	208.2	208.7	210.7	211.2	212.4	212.1	211.2
27.5°	217.3	217.5	217.8	219.0	219.7	220.2	222.9	224.3	226.8	225.8	226.8
30°	229.5	230.7	231.7	232.9	233.1	233.6	238.0	239.5	240.7	241.4	242.9
32.5°	246.3	247.0	247.3	248.7	249.2	250.0	254.6	256.5	258.3	258.5	261.2
35°	266.8	267.3	268.0	268.8	269.8	269.3	274.6	277.6	279.8	280.0	282.9
37.5°	293.9	292.2	292.9	292.0	290.5	290.5	292.2	295.1	297.6	299.5	302.5
40°	326.4	325.2	324.9	322.7	320.3	318.1	317.1	318.8	320.8	322.5	326.1
42.5°	363.5	362.3	358.1	356.7	352.5	350.1	343.5	344.2	347.6	348.6	350.8
45°	406.9	402.5	401.1	392.0	390.3	386.9	374.5	373.5	376.4	376.7	375.2
47.5°	456.5	453.3	449.9	443.6	436.9	431.3	412.3	402.3	405.5	405.2	398.2
50°	510.4	510.0	504.8	500.7	494.8	486.8	452.8	434.5	436.9	434.8	421.8
52.5°	562.0	560.5	560.2	557.1	554.9	552.2	510.9	479.4	473.8	469.2	452.6
55°	616.2	619.8	617.3	622.5	626.4	625.9	608.8	562.7	534.1	530.5	505.1
57.5°	706.5	715.3	727.0	727.5	738.0	753.1	783.9	750.6	679.1	665.0	631.0
60°	810.0	832.7	862.0	876.4	898.8	922.3	999.4	1004.5	904.4	849.8	787.5
62.5°	914.0	943.7	978.4	1000.9	1028.7	1047.0	1128.5	1148.1	1056.8	955.9	853.4
63°	935.9	966.5	996.5	1018.5	1041.9	1058.7	1132.0	1152.5	1065.1	956.2	849.3
65°	947.4	976.0	999.4	1018.9	1034.5	1046.0	1103.9	1126.1	1054.1	920.8	802.6
67.5°	860.3	906.1	935.7	959.4	975.2	991.1	1044.3	1058.2	1007.2	851.9	731.9
70°	712.1	765.1	811.7	848.5	875.9	900.1	955.9	946.4	902.5	740.4	620.8
72.5°	523.9	570.0	615.4	657.2	692.8	723.5	760.4	674.2	607.3	492.4	429.6
75°	352.3	362.3	383.0	403.8	416.7	425.5	402.8	321.0	260.7	233.9	204.6
77.5°	208.0	201.2	201.9	196.8	193.4	192.6	161.6	89.8	47.4	48.3	50.8
80°	166.0	158.4	150.4	141.4	135.5	129.1	105.2	57.6	20.5	16.6	17.3
82.5°	134.3	132.3	127.9	118.6	109.4	98.4	75.2	55.4	11.7	9.3	10.0
85°	26.1	29.3	26.4	28.8	21.5	20.3	11.9	13.0	4.6	4.1	5.1
87.5°	1.0	1.0	1.0	1.0	1.0	1.0	1.0	1.0	1.0	1.0	1.9
90°	0.0	0.0	0.0	0.0	0.0	0.0	0.0	0.0	0.0	0.0	0.0





REPORT NUMBER: P173575  
 CATALOG NUMBER: ENT-FXX-LED-E1-BL2-7030-CWB

**CANDELA DISTRIBUTION (continued):**

	105°	115°	125°	135°	145°	155°	165°	175°	180°
0°	141.6	141.6	141.6	141.6	141.6	141.6	141.6	141.6	141.6
2.5°	140.6	139.6	138.9	137.9	137.4	136.7	136.5	135.7	136.0
5°	141.1	139.4	137.9	136.5	135.5	135.0	134.5	134.0	134.0
7.5°	143.5	141.4	139.6	137.9	137.2	136.2	136.0	135.2	135.2
10°	148.7	146.2	144.0	142.1	141.1	139.9	139.4	138.7	138.7
12.5°	156.2	154.0	151.6	148.7	146.7	145.2	144.0	143.5	143.5
15°	164.8	163.1	161.1	157.2	154.0	151.4	148.9	147.9	147.7
17.5°	175.0	173.6	171.6	167.2	162.1	156.5	152.3	150.4	150.1
20°	187.5	186.0	183.1	177.0	168.9	160.1	153.6	150.6	150.4
22.5°	200.2	200.2	195.3	185.3	173.3	161.6	152.8	148.9	148.2
25°	214.1	214.8	207.5	191.9	175.8	160.9	149.6	144.8	143.8
27.5°	230.9	230.2	218.0	197.0	176.0	157.9	144.5	138.7	137.7
30°	249.5	244.6	226.5	199.9	174.3	152.6	137.7	131.1	130.3
32.5°	268.0	257.6	232.9	200.4	169.4	144.8	128.7	121.8	120.8
35°	287.8	269.0	236.8	197.7	161.4	134.3	117.4	110.8	109.9
37.5°	304.4	277.8	238.0	190.7	149.2	122.1	107.2	100.3	98.6
40°	319.6	284.1	235.8	179.2	135.5	110.1	96.4	90.6	90.1
42.5°	333.5	287.1	228.0	164.3	121.8	99.8	87.4	81.8	81.3
45°	344.2	285.1	214.8	147.9	110.6	91.0	79.3	74.2	73.2
47.5°	351.0	278.0	196.8	134.3	101.3	82.0	70.5	65.2	64.2
50°	356.4	267.6	178.5	123.8	92.3	72.7	61.5	56.6	55.9
52.5°	363.5	254.1	162.6	114.3	81.8	62.3	52.3	47.6	46.9
55°	379.1	242.7	151.4	103.7	70.5	51.3	43.0	40.0	39.0
57.5°	432.1	246.5	144.3	91.0	57.6	41.2	35.6	33.9	33.7
60°	487.7	263.2	140.9	76.4	44.7	33.4	30.3	29.8	29.5
62.5°	484.8	248.3	126.7	60.1	34.4	27.6	26.1	26.4	26.4
63°	475.1	239.2	122.1	56.4	32.7	26.8	25.4	25.4	25.4
65°	416.0	202.9	99.1	42.7	27.3	23.9	22.7	23.0	23.2
67.5°	343.5	146.5	65.2	29.8	24.7	21.7	20.3	19.8	19.8
70°	262.7	98.6	38.6	25.9	24.4	20.3	17.8	17.3	17.3
72.5°	172.3	60.3	26.1	25.9	24.2	19.3	16.6	15.6	15.6
75°	79.1	29.8	21.7	24.9	23.0	17.8	14.6	13.4	13.2
77.5°	30.8	18.8	19.5	21.0	17.8	14.6	13.2	12.2	11.9
80°	17.8	15.1	17.1	15.1	13.0	11.2	11.2	10.5	10.3
82.5°	13.0	13.0	13.2	11.0	9.8	9.3	9.3	8.5	8.3
85°	9.3	9.5	11.0	8.8	7.6	6.6	6.1	6.1	5.9
87.5°	4.6	7.6	6.1	3.7	3.4	3.2	3.2	3.2	2.9
90°	0.0	0.0	0.0	0.0	0.0	0.0	0.0	0.0	0.0

(END OF REPORT)